

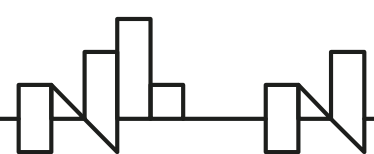
Reporting on results in EEA and Norway Grants 2014-2021

Agenda

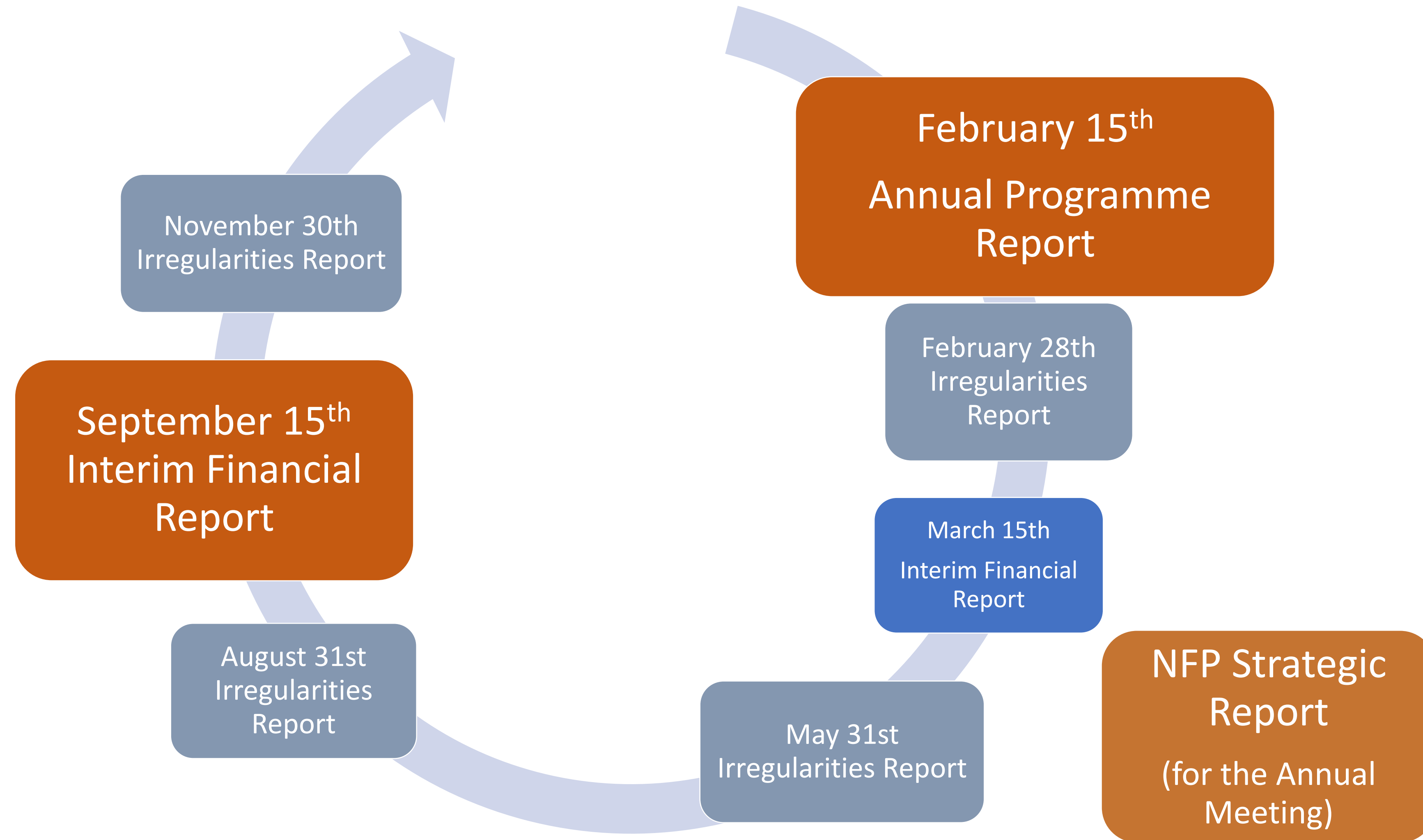
1. Results reporting framework:

- Annual Programme Report - APR **GRACE** | Grants Administration and Collaboration Environment
- (September) Interim Financial Report - IFR
- Project-level information - PLI **GRACE** | Grants Administration and Collaboration Environment

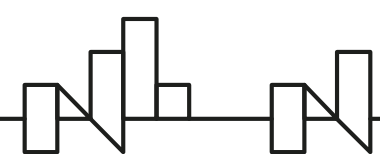
2. Data collection from projects



Reporting cycle – results reporting



Source: Results Guideline, p. 40.



Annual Programme Report

When?

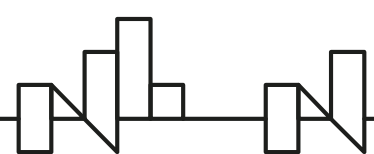
- Due 15 February, covers year 2019

What?

- Exec Summary
- Implementation & Achievements
- Annexes

How?

- Through GRACE - electronically



APR BG-CULTURE 2018

☆ Final

- Details
- Signatures
- Versions
- Workflows
- Related Objects
- Linked Documents
- Audit Trail

Programme
BG-CULTURE

Classification
8.19.75. Annual Programme Report

Document
1.0 APR BG-CULTURE 2018

Version 1.0 (current version)

🗨️ ⬇️

- Preview
- Structured Data

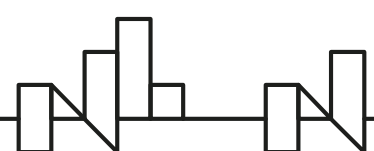
- Main text
- Annex 1: Updated results
- Annex 2: Communication summary
- Annex 3: Contracted projects
- Annex 4: Risk management
- Annex 5: Monitoring plan
- Annex 6: Evaluation report

⊕ ⊖

A. Executive summary +

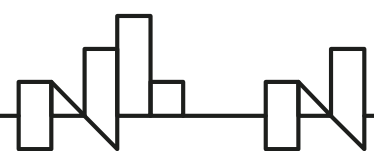
B. Performance +

C. Learning +



Executive Summary - narrative

- See the template annotations, 5 key points.
- Stand alone summary 1.5 pages max
- Write it last

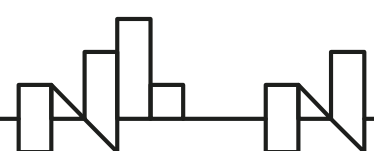


Results reporting

Section B2:

Applicable from the 2nd APR submitted

- In early years – analyse progress towards **outputs, including indicators**
- In later years – analyse progress towards **outcomes**.
- Include Bilateral results
- Illustrate your results with some examples.



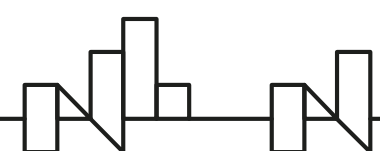
Example – what do you think?

To halt the loss of biodiversity, the Programme focuses on the areas with highest biodiversity which are part of the EU Natura 2000 network.

Four projects are in implementation focusing on improving unfavourable conservation status of 25 Natura habitat types and species. The projects are monitoring and surveying the species whose conservation status is unknown due to insufficient data.

This is expected to contribute to improved conservation status of 16 habitat types and species.

Information, education and awareness-raising activities were delivered to support the implementation of conservation activities previously described, to add value and achieve sustainability.

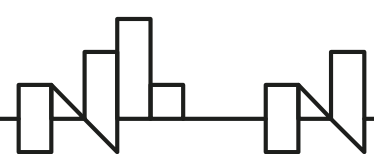


Lessons learned

Section C:

Are there any lessons learned so far? For example:

- From monitoring findings
- From calls
- Or the programme setting-up process



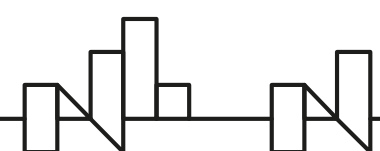
Achievements –structured data (Annex 1)

White cells are prepopulated; blue cells are editable



Latest status

	Expected programme results	Indicators	Baseline values	Achievements previously reported	Achievements until end December 20xx	Target values
Outcome 1		Number of articles submitted to peer-review journals	0	1	2	5
Output 1.1		Number of researchers supported	0	12	15	36
Output 1.2						



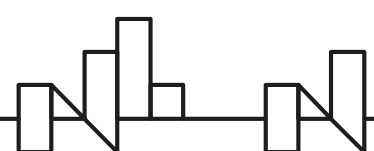
Annex 1 in GRACE

Grants Administration and Collaboration Environment

Only activated for %

[-] Outcome 3: Improved system for the protection and prevention of domestic and gender-based violence																																								
Indicator	Unit of measurement	Baseline	Achievements until end of previous reporting period	Achievements until end of December 2018			Target																																	
				Numerator	Denominator	Value																																		
[-] Number of beneficiaries of services provided or improved	Number	0	-	-	-	86	200																																	
<table border="1" style="width: 100%; border-collapse: collapse;"> <thead> <tr> <th style="border: 2px solid red;">Gender</th> <th>Unit of measurement</th> <th>Baseline</th> <th>Achievements until end of previous reporting period</th> <th>Numerator</th> <th>Denominator</th> <th>Value</th> <th>Target</th> </tr> </thead> <tbody> <tr> <td style="border: 2px solid red;">Female</td> <td>-</td> <td>-</td> <td>-</td> <td>-</td> <td>-</td> <td>85</td> <td>-</td> </tr> <tr> <td style="border: 2px solid red;">Male</td> <td>-</td> <td>-</td> <td>-</td> <td>-</td> <td>-</td> <td>1</td> <td>-</td> </tr> <tr> <td style="border: 2px solid red;">Not specified</td> <td>-</td> <td>-</td> <td>-</td> <td>-</td> <td>-</td> <td>0</td> <td>-</td> </tr> </tbody> </table>									Gender	Unit of measurement	Baseline	Achievements until end of previous reporting period	Numerator	Denominator	Value	Target	Female	-	-	-	-	-	85	-	Male	-	-	-	-	-	1	-	Not specified	-	-	-	-	-	0	-
Gender	Unit of measurement	Baseline	Achievements until end of previous reporting period	Numerator	Denominator	Value	Target																																	
Female	-	-	-	-	-	85	-																																	
Male	-	-	-	-	-	1	-																																	
Not specified	-	-	-	-	-	0	-																																	
Share of professionals in the national support network satisfied with the shared information system	Percentage	N/A	-	Reported 2020 and then annually			≥70%																																	
[-] Output 3.1: Domestic and gender-based violence prevention programmes supported																																								
Indicator	Unit of measurement	Baseline	Achievements until end of previous reporting period	Achievements until end of December 2018			Target																																	
				Numerator	Denominator	Value																																		
Number of prevention programmes for domestic and gender-based violence supported	Number	0	-	-	-	3	5																																	
[-] Number of professionals trained in the prevention of domestic and gender-based violence	Number	0	-	-	-		20																																	

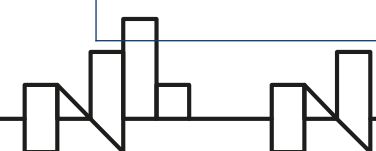
Opens input for disaggregations



Overview of contracted projects (Annex 3)

- Relevant for programmes with contracted projects
- Prepopulated, but needs to be checked by PO/FO
- POs/FOs to validate and correct or update the project information if needed

Projects		#	# of donor project partners	Amount contracted (in €)	% of outcome budget contracted
Outcome 1	Pre-defined				
	Contracted through open calls				
	Contracted through small grant schemes				
	Total outcome 1				
Outcome 2	Pre-defined				
	Contracted through open calls				
	Contracted through small grant schemes				
	Total outcome 2				
Programme	Total				



Overview of contracted projects (Annex 3)

- Prepopulated, but needs to be checked by PO
- PO/FO to validate and correct/ update PLI if needed

■ Annex 3: Overview of contracted projects

Create/Update project level information from here

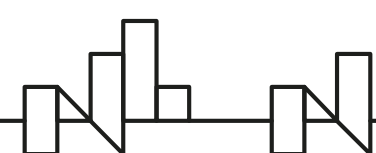
Table last updated on 23.10.2019 12:54

[Update with the latest data](#)

Outcome	Projects	#	# of donor project partners	Amount contracted	% of outcome budget contracted
Outcome 1: Enhanced gender equal opportunities in the labour market	Pre-defined	0	0	€ 0	0.00 %
	Contracted through open calls	0	0	€ 0	0.00 %
	Contracted through small grants scheme	0	0	€ 0	0.00 %
	Total Outcome 1	0	0	€ 0	0.00 %
Outcome 2: Improved accountability systems for women's equal participation	Pre-defined	0	0	€ 0	0.00 %
	Contracted through open calls	0	0	€ 0	0.00 %
	Contracted through small grants scheme	0	0	€ 0	0.00 %
	Total Outcome 2	0	0	€ 0	0.00 %
Outcome 3: Improved system for the protection and prevention of domestic and gender-based violence	Pre-defined	0	0	€ 0	0.00 %
	Contracted through open calls	0	0	€ 0	0.00 %
	Contracted through small grants scheme	0	0	€ 0	0.00 %
	Total Outcome 3	0	0	€ 0	0.00 %
Programme	Total	0	0	€ 0	0.00 %

Risk assessment and response plan (Annex 4)

<u>Programmatic risks</u>									
Risk description	Risk related to	<u>Likelihood</u>	<u>Consequence</u>	Risk score	Response type	Previously-planned response	Actual response	Future response	Risk N/A?
									delete
									delete
									delete
+									
+									
<u>Operational risks</u>									
Risk description	Risk related to	<u>Likelihood</u>	<u>Consequence</u>	Risk score	Response type	Previously-planned response	Actual response	Future response	Risk N/A?
									delete
									delete
									delete
+									
+									
OVERALL RISK OF THE PROGRAMME		<u>Likelihood</u>	<u>Consequence</u>	Risk score					



Risk assessment (Annex 4)

GRACE

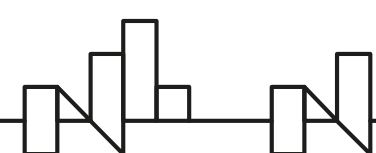
Grants
Administration
and Collaboration
Environment

Annex 4: Risk management

Programmatic risks						
Risk description	Risk related to	Likelihood	Consequence	Risk score	Response type	Risk N/A?
Risk 1	Strengthening bilateral relations	3	4	3.46	Transfer/Share	<input type="checkbox"/>
	Description of planned response	Response Prefilled from second APR				
	Description of actual response					
	Planned future response					
Risk 2	Reducing social and economic disparities	1	1	1.00	Mitigate	<input type="checkbox"/>
	Description of planned response	Response				
	Description of actual response					
	Planned future response					
Add new						
Operational risks						
Risk description	Risk related to	Likelihood	Consequence	Risk score	Response type	Risk N/A?
Risk 3	Both objectives	1	1	1.00	Accept	<input type="checkbox"/>
	Description of planned response	response				
	Description of actual response					
	Planned future response					
Add new						
Overall risk of the programme						
		Likelihood	Consequence	Risk score		
OVERALL RISK OF THE PROGRAMME		2	3	2.45		

Annual Monitoring plan (Annex 5) - upload

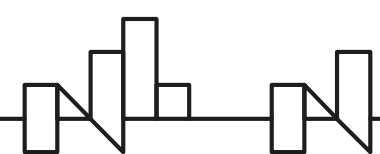
Project #	Project name	Monitoring action	Planned timing: Q1, Q2, Q3, Q4	Criteria for monitoring (especially for site visits)	Risk issue with the project (if applicable)	Comments	Contact details
0001	National – Disease prevention programme for communities at risk	Visit with project promoter in Capital City	Q2 – May	The project is vital to the success of the overall programme	The project is at financial risk and has management risks	Mr. xxx should be contacted in April to arrange meeting	Mr. xxx lives in the Capital with phone: 58-62-00-00-00
0002	Eastern Region of X: upgrade of local clinics	Regular monitoring of payment claims	Throughout 2018	No site visit envisaged in 2018	There is a low financial risk of local towns' budgets	None	None
0003	National – school fitness programmes for teenagers	Random site visit to 2 schools participating in project	Q4	Since this is a large and important programme for X, a minimum of 2 schools should be checked	No risks identified as yet: random monitoring	During Q3, select schools for monitoring	Project Manager is based in Y City



Evaluation report (Annex 6)

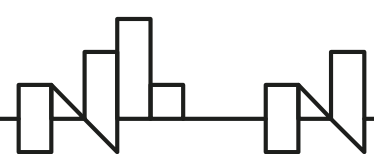
Only when an evaluation has been completed.

- ✓ Attach the full report
- ✓ APR Section C2: summary of the evaluation findings and follow up.



Evaluation Plan (Strategic Report)

- Overall Evaluation Plan submitted in the Strategic Report
- One evaluation per programme
- Discuss the draft plan with POs/FOs/DPPs
- Consider a mix of mid-term and ex-post evaluations



September Interim Financial Report

When?

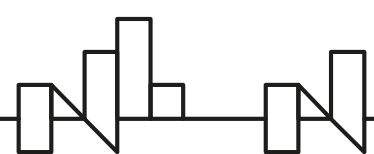
- Due 15 September (cumulative to June)

What?

- Achievements for output indicators

How?

- Through GRACE - electronically



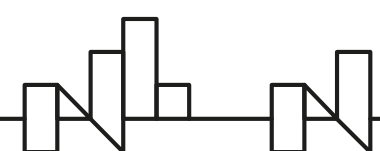
Achievements in Sept IFR –structured data

White cells are prepopulated; blue cells are editable

Latest status June 20XX




	Expected programme results	Indicators	Baseline values	Achievements previously reported	Achievements until end June 20XX	Target values
Outcome 1		Number of articles submitted to peer-review journals	0	1	3	5
Output 1.1		Number of researchers supported	0	12	20	36
Output 1.2						



Questions?



Project-level information



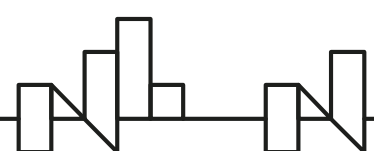
Start of project

- PLI template sent to all NFPs in recent months
<https://eeagrants.org/resources/eea-and-norway-grants-2014-2021-project-level-information-template>




End of project

- Results Reporting Guide
<https://eeagrants.org/resources/eea-and-norway-grants-2014-2021-results-reporting-guide>
- You can register projects in Grace from January.




When to fill-in?



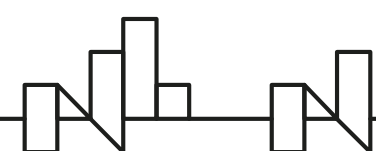
Start of project:

- Project summary – challenges the project addresses; ways it proposes to address; what it proposes to achieve
- Link to programme outcome, output, target groups, policy markers



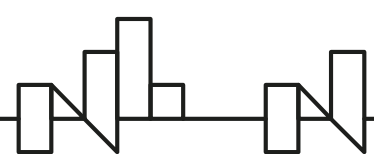
End of project:

- Project results – challenges the project addressed; how it addressed them; what was achieved
- Best practice – tagging
- Bilateral results – multiple choice questions



Why is the PLI important?

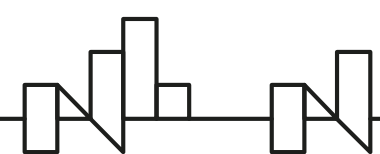

- **For Communications:** the project summaries will go on the project portal at eeagrants.org
- Source of key statistics to explain the Grants:
 - Donor project partners;
 - Policy markers
 - Target groups
 - Project grant



Project Level Information (PLI)

Let's look at the template together

(Handouts at each table)



— Project identification

* Project title

Project internal ID

Beneficiary state

Bulgaria

Project URL

Financial Mechanism/s

— Project details

Project grant

Project grant rate

Project level co-financing

Project eligible expenditure

Project promoter organisation

Implementation modality

* Call

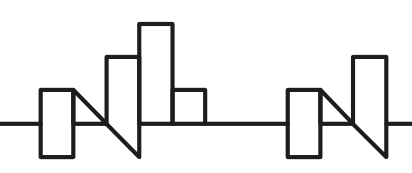


Project promoter organisation

Select

New organisation

No Results Found [Create New](#)



Project promoter organisation

Select

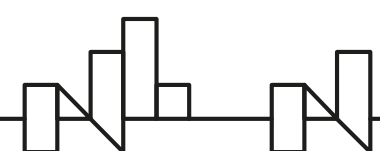
New organisation

No Results Found [Create New](#)

Create Organisation

* Organisation name	Local name	Short name
<input type="text"/>	<input type="text"/>	<input type="text"/>
Phone number	Mobile number	Fax number
<input type="text"/>	<input type="text"/>	<input type="text"/>
* Email address	Website	Main contact
<input type="text"/>	<input type="text"/>	Select ▼
* Organisation type	* Organisation classification	* Address country
Organisation ▼	Government (Public Sector)	Select ▼
Address	Postal code	* City
<input type="text"/>	<input type="text"/>	Select ▼
VAT number	Unique identifier	Consortium
<input type="text"/>	<input type="text"/>	<input type="checkbox"/>

[Cancel](#) [Save](#)



— Project partners

Donor project partner country(s)

Iceland


Liechtenstein

Norway

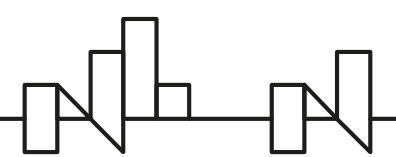
Donor project partner organisation(s)

-

-

Select 

Are there any other partners involved in the project (Beneficiary State or international organisations)?



Project content

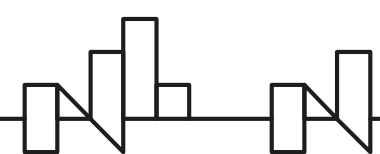
+ [-] Project outcome(s)		
+ PA14 Outcome 1	Cultural heritage management enhanced	<input type="checkbox"/>
+ PA14 Outcome 2	Access to arts and culture improved	<input type="checkbox"/>
+ PA14 Outcome 3	Awareness of arts and culture of ethnic and cultural minorities improved (Roma focus)	<input type="checkbox"/>

Project description summary

Rich text editor toolbar with icons for undo, redo, bold, italic, underline, strikethrough, text color, background color, link, unlink, source, insert link, insert image, insert table, insert video, insert audio, insert code, insert quote, insert table of contents, insert table, insert table of contents, insert table of contents, insert table of contents, Format, Font, Size, text color, background color.

Empty text area for project description summary.

1. Which situation or problem does the project aim to address?
2. How will the project address these challenges?
3. What does the project plan to achieve?
4. Who is expected to benefit from this project and how will they benefit?
5. For each (donor) project partner: what is the value added of the partnership?



Sector code

Select

Sub sector code

Select

Project target group

End beneficiary

Intermediary (if any)

No entries found

Add

Policy Markers

Gender equality

Select

Roma inclusion and empowerment

Select

Social inclusion of vulnerable groups other than Roma

Select

Anti discrimination

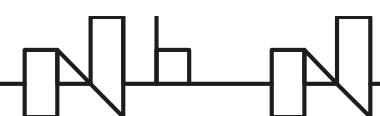
Select

Transparency and anti-corruption

Select

Project location

Select



— Project timeline

Project Signature Date

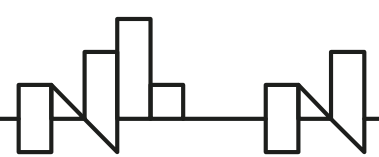


Project Eligibility Date



Cancel

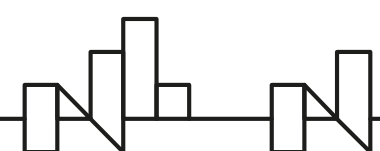
Save



Data collection from projects – reporting system

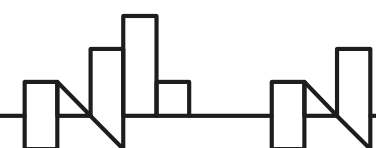
PO/FO needs to establish a system for reporting key information by project promoters such as:

- *Key financial information*
- *Achievements relevant to the indicators in the Results Framework*
- *Information needed to address risks related to the programme*
- *The project contract should specify key reporting requirements*



How to aggregate achievements from projects

Indicator	Unit of measurement	2020					2021				
		Projects report to PO/FO				PO/FO reports to FMO	Projects report to PO/FO				PO/FO reports to FMO
		P001	P002	P003	P004	Total	P001	P002	P003	P004	Total
Number of beneficiaries of services provided	Number	1300	2300	0	1000	4600	1500	2800	580	1800	6680
Annual number of visitors to revitalised cultural heritage sites	Annual number			250	134	384			284	121	405
Share of target group favourable to gender equality	Numerator	789	360			1149	789	360			1562
	Denominator	1100	560			1660	1100	560			2230
	Percentage	71.73	64.29			69.22	71.73	64.29			72.46
Handbook on alternative sentencing published	Binary	No				No	Yes				Yes



Summary

Results reporting vehicles:

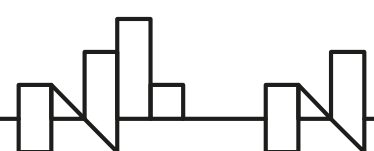
- Annual Programme Report
- September IFR
- Project-level information

Results reporting includes:

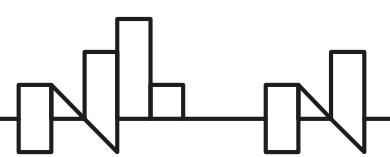
- Structured data
- Qualitative analysis and assessment


Set up data collection system (from projects)

- Explicit link between projects and programme indicators
- Formalised through project contracts



Questions?





Thank you!

